

# MSCI Global Intel

Unique data, real insight

Real estate is going mainstream, increasingly playing a specific and powerful role for some investors in a diversified portfolio. But it's also opaque, so it's increasingly important to use the very best data to inform their investment strategy, allocation choices and performance decisions. MSCI Global Intel is one of the most extensive private real estate databases in the world, designed to provide you with a unique level of transparency.

## Key features and benefits

### Consistent and comparable

- Consistent database, consistent methodology
- 80 comparable measures globally
- Standardised measurement definitions
- Like-for-like comparisons across different geographies and property types

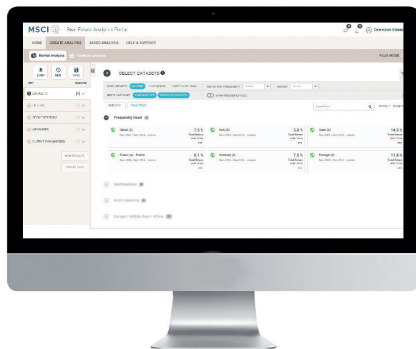
### Robust and tailorable

- \$2tn private real estate assets
- More than 30 countries
- Over 17.5 years, on average
- Collected from actual performance of assets
- Specific characteristics of different markets preserved
- Reviewed by specialists
- Allows you to view multiple segmentations or custom build to meet your needs

### Constantly evolving and objective


- Innovating to keep ahead of market needs
- Quality reviewed and objective data sources

## Three ways to access our unique data



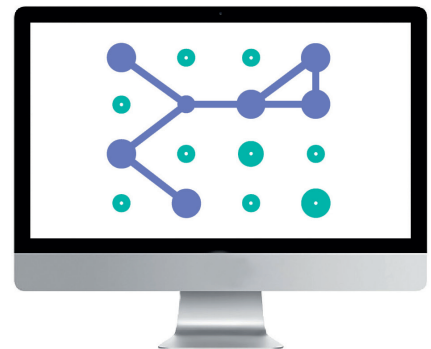
### MSCI Real Estate Analytics Portal

Create, run download and save analytics using a powerful web-based application.



### Custom data exports

Export your analysis in your preferred file type including Excel, CSV and EDS flat file.



### Automated dataflow

Access content instantaneously pulling from MSCI Global Intel's servers utilising a variety of scripted routines.

## Three levels of analytics

Subscription provides access to our unique database and a wide range of services. You'll also have a dedicated client services representative who will work to understand your needs and help you to get the most out of your chosen level of subscription.

Multinational Intel	Global Intel	Global Intel Plus
Real estate country and regional indexes and sector data with access to headline performance, market fundamental and investment metrics.	A granular dataset of more than 1,000 direct property indexes and 16 fund indexes tracking property type, location and asset-specific characteristics.	Ability to query MSCI Global Intel's unique dataset using filters such as property type, location and asset-specific characteristics allowing for standard and highly customised segmentations.

## Subscription levels in more detail

	Multinational Intel	Global Intel	Global Intel Plus
Dataset	Direct Property Indexes	44	1,000+
	Fund Indexes	×	16
	Lease data	×	✓
Market depth	Countries	32	32
	Cities	×	95
	Property types	6	120
	Sample filters	3	3
	Dynamic segmentations	×	×
Analysis	Global measures	22	65
	Local measures	×	25
	Return percentiles	3	3
	Currencies	8 local + hedged	8 local + hedged
Platform	Analytics portal	Basic	Dynamic
	Data files over FTP/HTTPS	✓	✓

For information on subscription levels please visit [msci.com/global-intel](https://www.msci.com/global-intel)

## About MSCI

MSCI is a leading provider of critical decision support tools and services for the global investment community. With over 45 years of expertise in research, data and technology, we power better investment decisions by enabling clients to understand and analyze key drivers of risk and return and confidently build more effective portfolios. We create industry-leading research-enhanced solutions that clients use to gain insight into and improve transparency across the investment process.

To learn more, please visit [www.msci.com](https://www.msci.com).

The information contained herein (the "Information") may not be reproduced or disseminated in whole or in part without prior written permission from MSCI. The Information may not be used to verify or correct other data, to create indexes, risk models, or analytics, or in connection with issuing, offering, sponsoring, managing or marketing any securities, portfolios, financial products or other investment vehicles. Historical data and analysis should not be taken as an indication or guarantee of any future performance, analysis, forecast or prediction. None of the Information or MSCI index or other product or service constitutes an offer to buy or sell, or a promotion or recommendation of, any security, financial instrument or product or trading strategy. Further, none of the Information or any MSCI index is intended to constitute investment advice or a recommendation to make (or refrain from making) any kind of investment decision and may not be relied on as such. The Information is provided "as is" and the user of the Information assumes the entire risk of any use it may make or permit to be made of the Information. NONE OF MSCI INC. OR ANY OF ITS SUBSIDIARIES OR ITS OR THEIR DIRECT OR INDIRECT SUPPLIERS OR ANY THIRD PARTY INVOLVED IN THE MAKING OR COMPILING OF THE INFORMATION (EACH, AN "MSCI PARTY") MAKES ANY WARRANTIES OR REPRESENTATIONS AND, TO THE MAXIMUM EXTENT PERMITTED BY LAW, EACH MSCI PARTY HEREBY EXPRESSLY DISCLAIMS ALL IMPLIED WARRANTIES, INCLUDING WARRANTIES OF MERCHANTABILITY AND FITNESS FOR A PARTICULAR PURPOSE. WITHOUT LIMITING ANY OF THE FOREGOING AND TO THE MAXIMUM EXTENT PERMITTED BY LAW, IN NO EVENT SHALL ANY OF THE MSCI PARTIES HAVE ANY LIABILITY REGARDING ANY OF THE INFORMATION FOR ANY DIRECT, INDIRECT, SPECIAL, PUNITIVE, CONSEQUENTIAL (INCLUDING LOST PROFITS) OR ANY OTHER DAMAGES EVEN IF NOTIFIED OF THE POSSIBILITY OF SUCH DAMAGES. The foregoing shall not exclude or limit any liability that may not by applicable law be excluded or limited.

©2020 MSCI Inc. All rights reserved | CFS0120