



MSCI Consultation on the Design of a Family of China A Style Indices

January 2006

Table of Content

- Introduction
- Investment Needs and Rationale for Style in China
- Summary of Proposals
- Issues in Style Segmentation and MSCI Value and Growth Style Space
- Family of China A Style Indices Index Design
- Discussion

Introduction

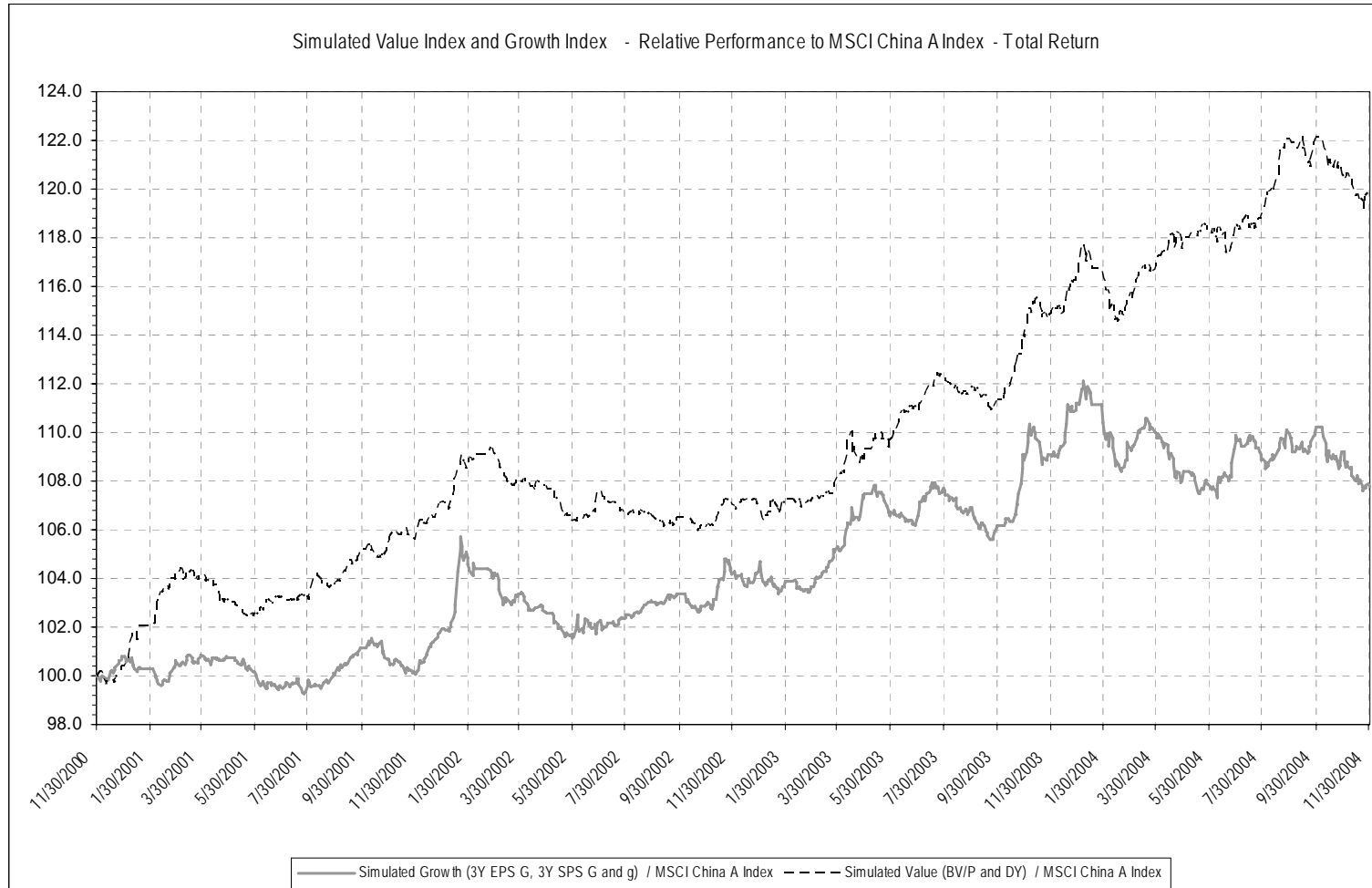
- Early in 2005, MSCI Barra launched the China A Index series to serve the needs of China domestic investors
- MSCI Barra is committed to the China A Market and intends to further develop its family of indices in China to cover the needs of domestic investors
- MSCI Barra is now considering the creation of a family of Style Indices for the China A share market that:
 - Provides benchmark indices that are reflective of the style investment processes of China A share investors
 - Provide an appropriate framework to serve as the basis for investment vehicles

Investment Needs and Rationale for Style in China

- Based on MSCIBarra research, there are strong style effects in the China A Market
- As illustrated by the simulations on the next page value securities and growth securities, as a group, have distinct performance characteristics
 - Similar conclusions were drawn while building the CHE2 risk model used in Aegis for China in which value and growth are two risk indices
- This leads to performance differentials under different economic and market conditions, thus providing an opportunity to influence the overall performance of an equity portfolio by allocating to, and varying the allocation to, these styles

Investment Needs and Rationale for Style in China (Continued...)

Meaningful Style Effect in the China A Share Market



Investment Needs and Rationale for Style in China *(Continued...)*

- In order to exploit these performance differential, value and growth investing requires a degree of manager specialization
 - Successful value investing requires investment managers to acquire above-average skills in valuing existing assets while successful growth investing demands above-average future sales and earnings forecasting skills
- The features of value and growth securities as well as the differences in the value and growth investment processes provide the rationale for dividing the market in value and growth investment styles
- The evaluation of these specialized managers requires appropriate style benchmarks that can also serve as the basis for style mandates attribution

Summary of Proposal

MSCIBarra proposes:

- To build a family of style indices from the existing MSCI China A Index
- To apply a two-dimensional, multi-factor style framework which uses a different set of variables to define value and growth companies
- To define value using the following descriptors:
 - Book Value to Price and Dividend Yield as the measure of value
- To define growth using the following descriptors:
 - Current Internal Growth Rate ($g = \text{ROE}(1 - \text{Pay Out})$)
 - Long-term historical EPS growth trend (using 3-years of historical data)
 - Long-term historical sales per share growth trend (using 3-years of historical data)

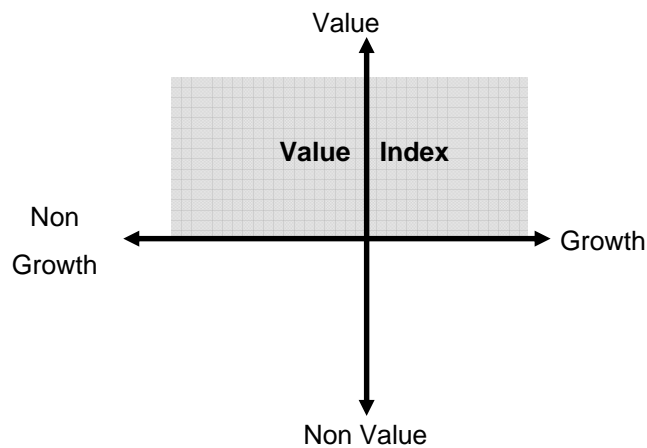
Summary of Proposal (*Continued...*)

MSCIBarra proposes:

- To have style indices built independently from each other that closely capture the underlying investment style:
 - A Value Index including all securities with a value characteristic
 - A Growth Index including all securities with a growth characteristic
- To rebalance the style indices on a semi annual basis with two additional quarterly index reviews
- To use “buffer zones” for the various indices to reflect the investment process of style managers and limit the turnover caused by temporary migration of companies from one style index to the other

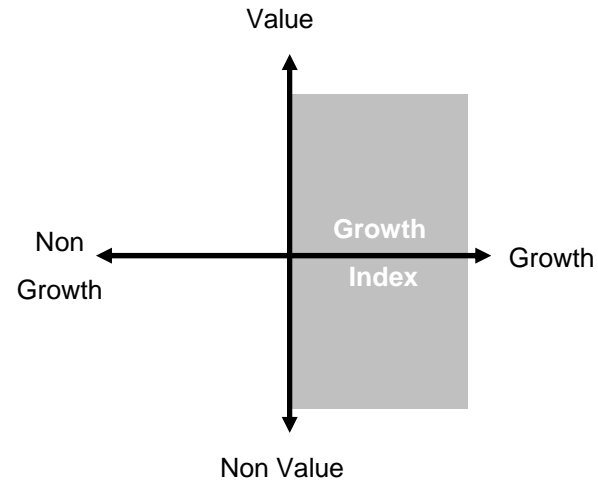
Summary of Proposal (Continued...)

Value Index



The Value Index includes all securities with a value characteristic

Growth Index



The Growth Index includes all securities with a growth characteristic

Issues in Style Segmentation

One or Two Dimensions?

- Can Value and Growth characteristics be determined along a single dimension or is a two-dimensional framework preferable?
- Value securities are securities of companies with lower than average valuation
- Growth securities are securities of companies with higher than average future growth prospects
- A two-dimensional approach recognizes that a perfect link does not exist in practice and that value and growth need to be specified independently
 - In the two-dimensional framework, Non-Value does not necessarily equal Growth
 - Some companies can exhibit both Value and Growth characteristics, while others exhibit neither

Issues in Style Segmentation *(continued)*

Single or Multiple Factors?

- On the Value side multiple factors are needed:
 - To capture the multiple dimensions of company valuation
 - To offset potential measurement errors in accounting variables
 - To improve the comparability of company valuation within and across countries
- On the Growth side, future growth prospects:
 - Are not directly observable, and
 - Need to be estimated using statistics related to a set of historical and / or forward-looking accounting variables when available

MSCI Value and Growth Style Space

- MSCI Barra proposes to use a two-dimensional multi-factor approach to segment the MSCI China A Index into various style indices
- This framework has the following features:
 - Style is defined relative to other companies within the MSCI China A Index
 - Value and growth are specified independently using a different set of variables and using a multi-factor approach
 - Z-scores are used to combine the various variables for value and also for growth so that each security has a value z-score and a growth z-score
 - Securities can be positioned in the two-dimensional style space based on their value z-score and their growth z-score

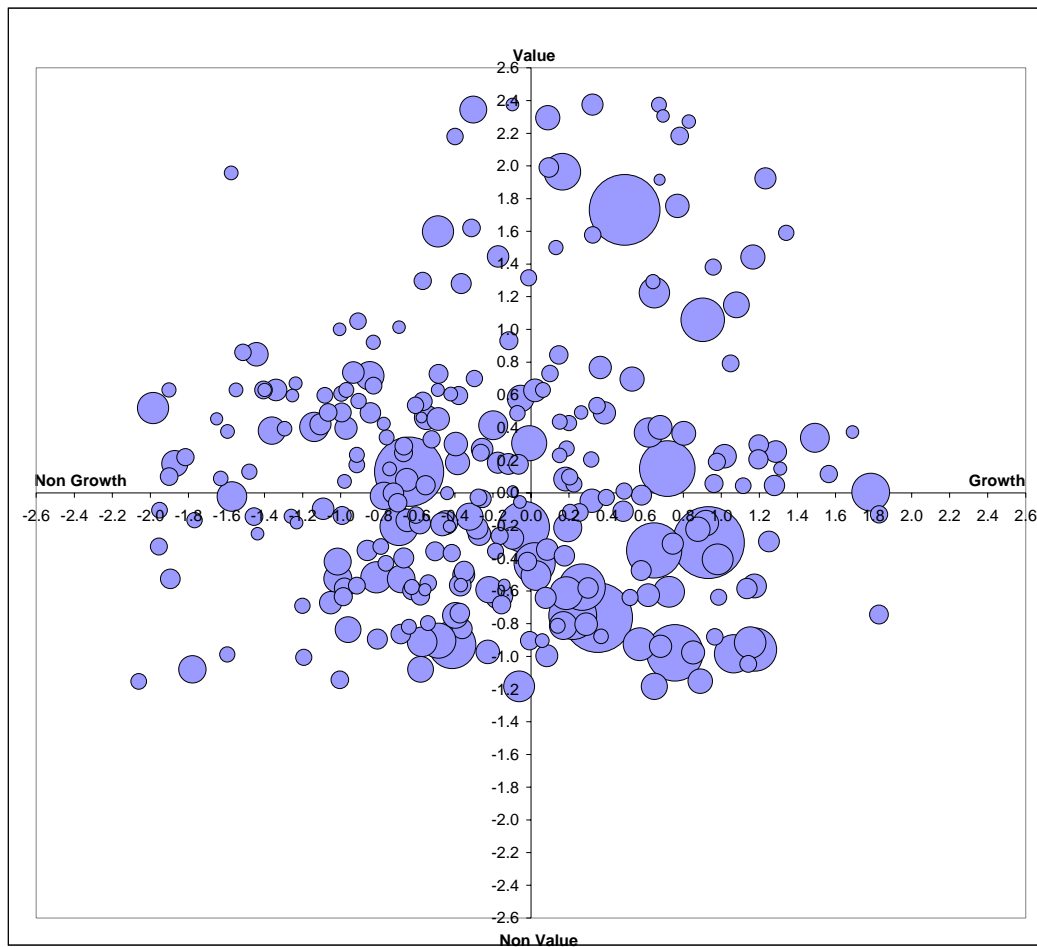
MSCI Value and Growth Style Space (Continued)

Selection of Value and Growth variables

- Value will be defined using the following descriptors:
 - Book value to price ratio
 - Dividend yield
- Growth will be defined using the following descriptors:
 - Current Internal Growth Rate ($g = \text{ROE}(1 - \text{Pay Out})$)
 - Long-term historical EPS growth trend (using 3-years of historical data)
 - Long-term historical sales per share growth trend (using 3-years of historical data)

MSCI Value and Growth Style Space (Continued)

MSCI China A Index in the Value and Growth Style Space



Family of China A Style Indices

Index Design


Investment Needs and Index Objectives

- A family of style indices should be developed keeping in mind the following objectives:
 - To serve as a tool for allocating across investment styles for the whole portfolio
 - To measure and analyze the performance of the various segments of the market or underlying universe
 - To serve as a basis for evaluating and attributing the performance of individual style managers
 - To provide an appropriate framework to serve as the basis for investment vehicles
- However some of the these objectives may have conflicting implications for the design of a family of style indices
- Finding a good balance in the index construction to achieve all of these needs might not be possible
 - Either some of the needs are viewed as more important and should drive most of the index construction
 - Or multiple series are required

Investment Needs and Index Objectives

(Continued...)

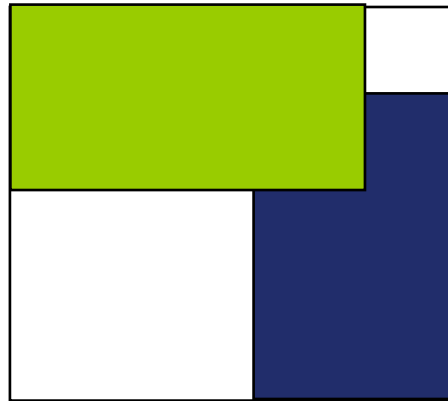
Asset Allocation Role



This index design would be characterized by:

- No overlap of market capitalization across sub-indices
- All sub-indices being contiguous
- Market capitalization of sub-indices to add up to the underlying universe (exhaustive).

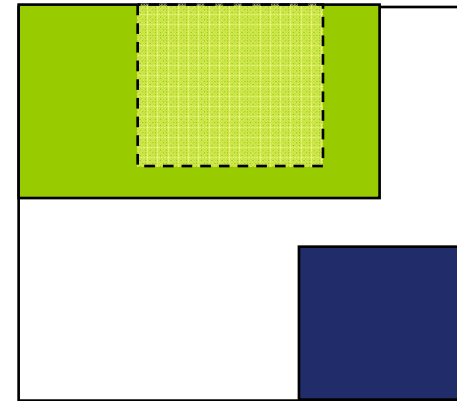
Performance Benchmarking Role



This index design would be characterized by:

- Independent index construction for indices
- Potential overlap of market capitalization between sub-indices
- Potential non-exhaustive representation of the underlying universe.

More Granular Style & Strategies



This index design could be characterized by:

- ◆ Narrow opportunity sets depicting a specific investment strategy or a subset of a broader style index
- ◆ Independent index construction
- ◆ Potential non-exhaustive representation of the underlying universe.

Investment Needs and Index Objectives

(Continued...)

- Given the existence of strong style effects in the China A market, many asset managers appear to be following investment strategies which are based on style, even though they might not always explicitly publicize it
- However, in China, the institutional investment process is generally not organized around size and style allocation as it is the case in many other major markets
- Therefore, the need for style indices is not predominantly for asset allocation and mandate attribution to style but rather for meaningful performance measurement
- In addition, there are important needs coming from retail investing for efficient indexation of active investment strategies around style

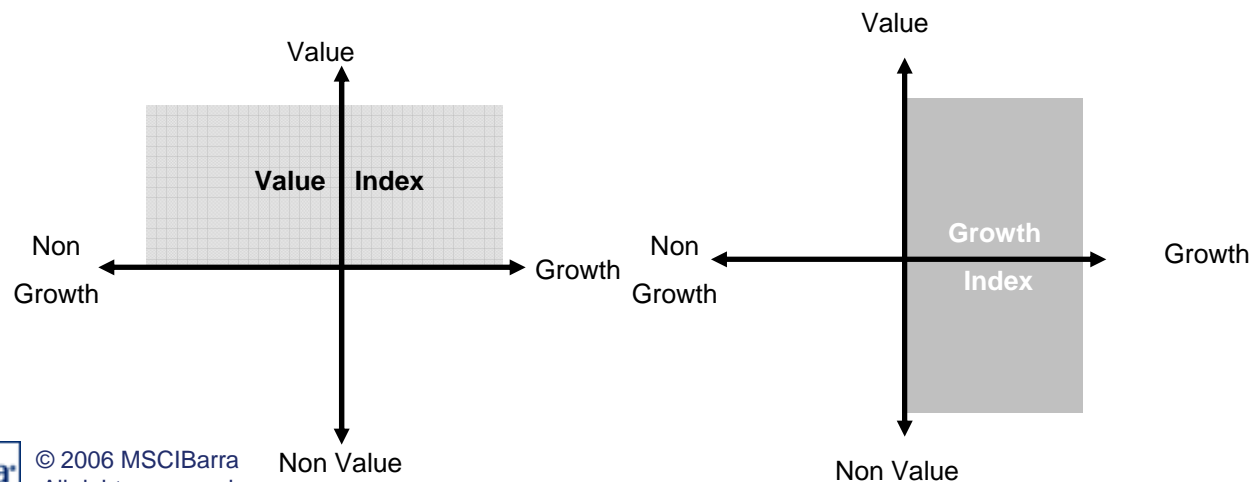
Investment Needs and Index Objectives

(Continued...)

- Style indices that are built to be good performance benchmarks should portray the “unmanaged representation” of style investment processes
 - As such, they can support the efficient indexation of active investment strategies
- As a result, in order to be fully representative of the opportunity set available to value and to growth managers, style indices should:
 - Exclude the non-value and non-growth segment which is essentially comprised of high valuation and low growth securities that none of the value and the growth managers would consider as being part of their opportunity set
 - Fully allocate in the value index securities that exhibit value and growth characteristics and also fully allocate in the growth index securities that exhibit value and growth characteristics as each of the value and the growth managers would consider these securities as being fully part of their opportunity set

Proposal for Value and Growth Indices

- Therefore, MSCI Barra proposes to have a series of value and growth indices built independently from each other
 - The Value Index would include only securities which have a positive value z-score
 - The Growth Index would include only securities which have a positive growth z-score
- Although this index design leads to an overlap between value and growth indices, it produces style indices which more accurately portray the unmanaged representation of the value and growth investment processes, and hence serve as better performance benchmarks for style investing



Proposal for Value and Growth Indices – Maintenance

Index Rebalancing and Buffer Zones

- The indices would be fully reviewed on a semi annual basis in May and November and partially reviewed in February and August
 - This rebalancing frequency provides a good trade-off between capturing style and controlling turnover
- Buffer zones will be used to manage the temporary migration of companies from one style index to the other. They will apply around the origin
 - Companies falling within the buffer zones will not change their current style classification at the time of rebalancing
- Outside of rebalancing, only securities which are added to the MSCI China A Index will be considered for inclusion in the style Indices

Discussion

Investment Process Needs

- Do you consider value and growth styles in your investment process?
 - If yes, how?
- Currently, what are the most important needs that a family of style indices should serve?
 - Do these needs include performance benchmarking and indices that can also serve as the basis for efficient indexation of active investment strategies around style?
 - The need for asset allocation across various style segments?
- Do you currently use any existing value and growth indices?

Discussion (*Continued...*)

Proposal

- How do you define value and growth for China?
 - What are the qualitative or quantitative characteristics that you look for?
- Are you comfortable with the proposed design of the Value and the Growth Indices which are built independently from each other?
- What is your view on the two-dimensional approach?
- Would you recommend to add or delete any variables?

Discussion (*Continued...*)

Style Investing in China and Variables Selection

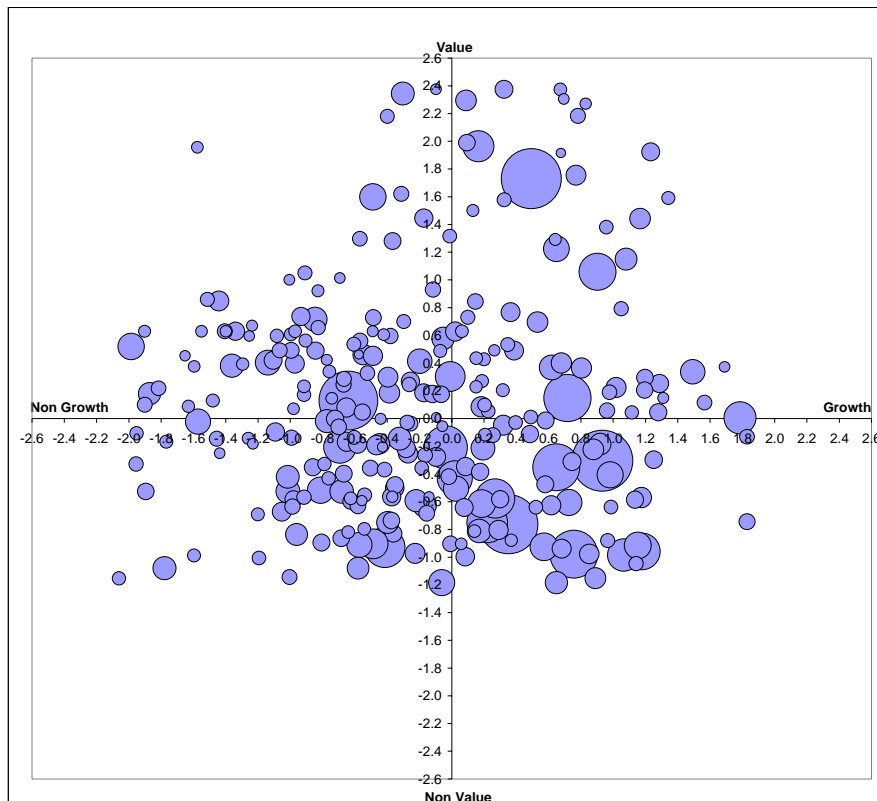
- In China, broad consensus forecast data has become available recently
 - Do you use consensus forecast data? If yes which ones, from which provider?
 - What do you think of the accuracy of the data, the quality of the updates?
 - How common is the use of consensus data in China?
- For the historical growth rates, a balance needs to be found between:
 - Computing a meaningful growth rate (enough data points) while ensuring that historical data is available for the majority companies (many IPOs without any historical data)
 - Having growth rates which are not too lagged, especially if no forward looking growth rates are used
- In this context, do you think that 3 years of historical data is sufficient?
- Do you use some other considerations when determining value and growth?
 - If yes, what are the variables you are looking at?

Discussion *(Continued...)*

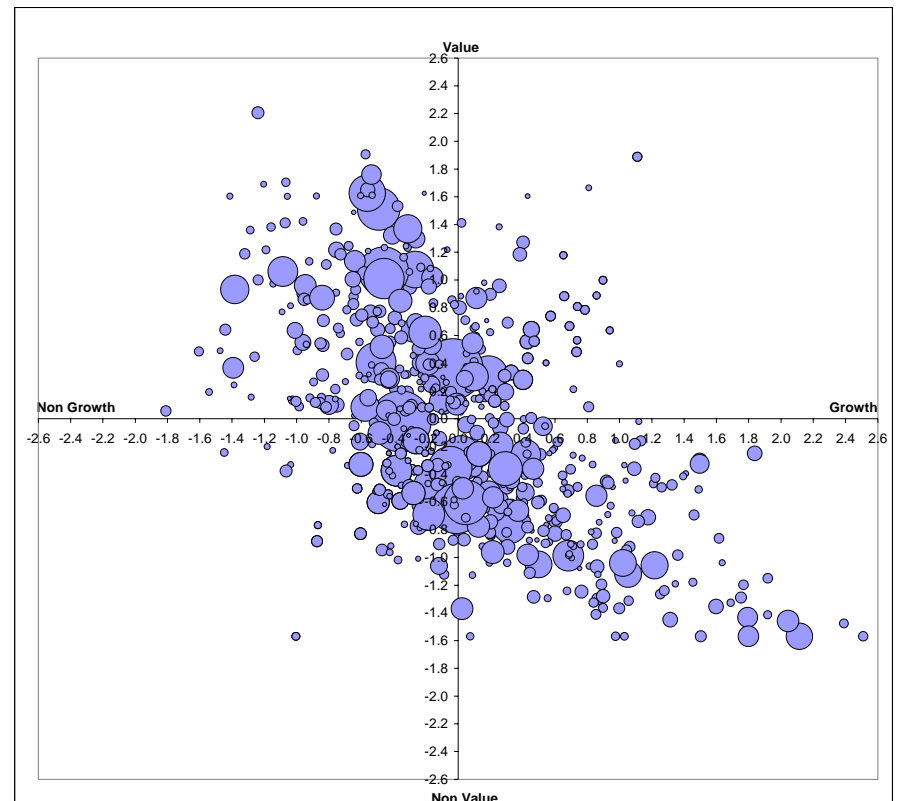
- As illustrated on the next page, the distribution of the securities in the MSCI China A Index in the Value and Growth Style Space is very different from that of the MSCI USA Index, for example:
 - In China, there is not a strong link between value and growth and, as a result, there are many non value and non growth companies and many value and growth companies
- At the same time, some investors consider that in the China A Market:
 - Many value companies have low prices because they are under financial distress and/or exhibit very low growth features
 - Many growth companies are very expensive and might not have the growth potential that justify such valuations

Discussion (Continued...)

MSCI China A Index in the Value and Growth Style Space



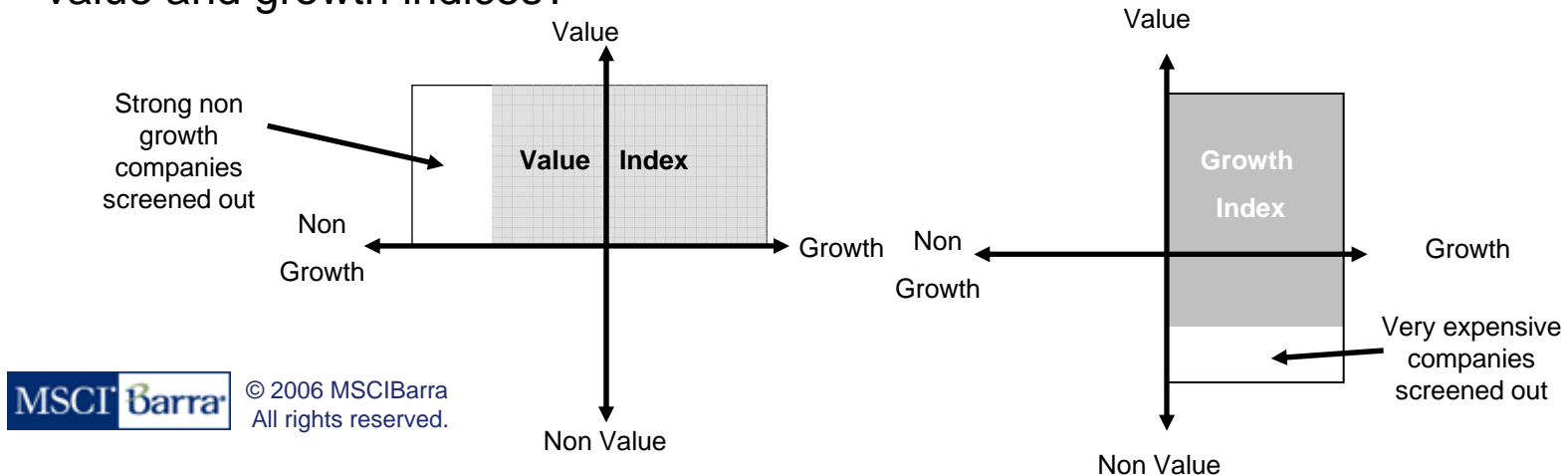
MSCI USA Index in the Value and Growth Style Space



Discussion (Continued...)

Alternative

- The current proposal does not impose a minimum growth requirement when building the value index and vice-versa. For the construction of the value indices and the growth indices:
 - Should some minimum growth requirement (i.e. screening out the 10% most non-growth companies) be used when building the value index
 - Should some minimum value requirement (i.e. screening out the 10% most expensive companies) be used when building the growth index
- Should these indices come in addition to or as a replacement of the proposed value and growth indices?



Discussion (*Continued...*)

Other Needs

- Beside the proposed Value and Growth Indices, are there other needs related to style investing which are not covered by this proposal?
- Is there a need for a more granular breakdown within the value and growth indices that could serve as the basis for investment vehicles, such as:
 - Deep value, aggressive growth, reasonable value, etc?
- Are you looking at other dimensions besides value and or growth?
 - Momentum, high dividend yield?

Contact Us

Europe cs.europe@msci.com

Amsterdam +31 20 462 1382
Frankfurt +49 69 2166 5325
Geneva +41 22 817 9800
London +44 20 7425 6660
Madrid +34 91 700 7275
Milan +39 02 7633 5429
Paris +33 153 77 70 17
Zurich +41 1 220 9300

Americas cs.america@msci.com

Atlanta +1 404 949 4529
Boston +1 617 856 8716
Chicago +1 312 706 4999
Montreal +1 514 847 7506
New York +1 212 762 5790
San Francisco +1 415 5762323
São Paulo +55 11 30486080
Toronto +1 416 943 8390

Asia Pacific cs.asia@msci.com

Hong Kong +852 2848 6740
Singapore +65 834 6777
Sydney +612 9770 1579
Tokyo +813 5424 5470
China Netcom 10800 852 1032 (toll free)
China Telecom 10800 152 1032 (toll free)

Notice and Disclaimer

Copyright © 2005. All rights reserved.

This document and all of the information contained in it, including all text, data, graphs, charts and all other information (collectively, the “Information”) may not be reproduced or disseminated in whole or in part without prior written permission from MSCI or Barra, Inc. Any use of MSCI indices, data or other information requires a license from MSCI or Barra. The Information is for informational purposes only and does not form a part of the terms or conditions of any agreement you have or may enter into with MSCI or Barra. The Information may not be used to verify or correct other data, to create indices, or in connection with offering, sponsoring, managing or marketing any securities, portfolios, financial instruments or products. None of the Information constitutes an offer to buy or sell, or a promotion or recommendation of, any security, financial instrument or product or trading strategy, and MSCI and Barra do not endorse, approve or otherwise express any opinion regarding any issuer, securities, financial products or instruments or trading strategies that may be described or mentioned herein. Further, none of the Information is intended to constitute investment advice or a recommendation to make (or refrain from making) any kind of investment decision and may not be relied on as such. The user of the Information assumes the entire risk of any use it may make or permit to be made of it. NEITHER MSCI, BARRA, ANY OF THEIR AFFILIATES OR ANY OTHER THIRD PARTY INVOLVED IN MAKING OR COMPILING ANY OF THE INFORMATION MAKES ANY EXPRESS OR IMPLIED WARRANTIES OR REPRESENTATIONS WITH RESPECT TO THE INFORMATION (OR THE RESULTS TO BE OBTAINED BY THE USE THEREOF), AND MSCI, BARRA, THEIR AFFILIATES AND EACH SUCH OTHER THIRD PARTY HEREBY EXPRESSLY DISCLAIM ALL IMPLIED WARRANTIES (INCLUDING, WITHOUT LIMITATION, ANY IMPLIED WARRANTIES OF ORIGINALITY, ACCURACY, TIMELINESS, NON-INFRINGEMENT, COMPLETENESS, MERCHANTABILITY AND FITNESS FOR A PARTICULAR PURPOSE) WITH RESPECT TO ANY OF THE INFORMATION. Without limiting any of the foregoing, in no event shall MSCI, Barra, any of their affiliates or any other third party involved in making or compiling any of the Information have any liability regarding any of the Information for any direct, indirect, special, punitive, consequential or any other damages (including lost profits) even if notified of the possibility of such damages.

Morgan Stanley Capital International, MSCI®, ACWI, EAFE®, Barra and all other service marks referred to herein are the exclusive property of MSCI, Barra or their affiliates. All MSCI indices are the exclusive property of MSCI and may not be used in any way without the express written permission of MSCI and all Barra risk models are the exclusive property of Barra and may not be used in any way without the express written permission of Barra.



© 2006 MSCIBarra
All rights reserved.