

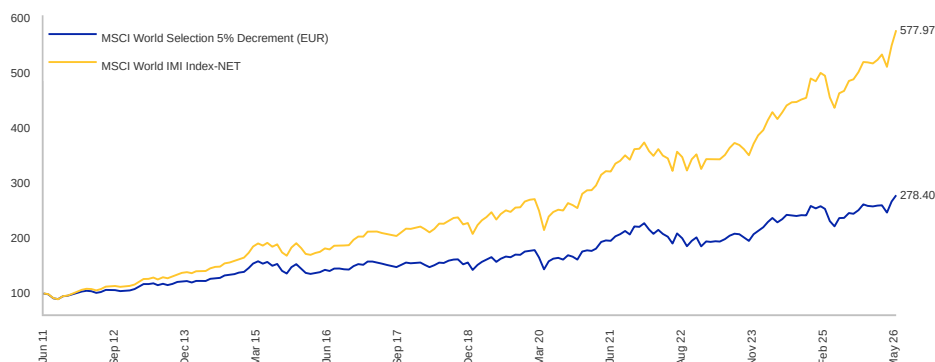
MSCI World Selection 5% Decrement (EUR) Index

The MSCI World Selection 5% Decrement (EUR) Index is based on the MSCI Decrement Indexes Methodology. A constant markdown ('synthetic dividend') of 5% is applied on the Parent Index (MSCI World Selection Index) levels on a daily basis.

For a complete description of the index methodology, please see [Index methodology - MSCI](#).

Cumulative index performance

EUR RETURNS Jun 2011 - May 2026



Annual Performance (%)

Year	MSCI World Selection 5% Decrement (EUR)	MSCI World IMI Index-NET
2025	1.41	6.67
2024	18.97	25.36
2023	15.26	18.72
2022	-18.47	-12.86
2021	27.63	30.23
2020	0.60	6.33
2019	24.15	29.83
2018	-7.88	-4.85
2017	1.10	7.54
2016	5.07	11.43

Index Performance

EUR RETURNS (%) (May 29, 2026)

INDEX	1 Month	3 Months	1 Year	Year to Date	ANNUALIZED RETURNS			
					3 Years	5 Years	10 Years	Since Sep 28, 2007
MSCI World Selection 5% Decrement (EUR)	4.23	7.00	17.49	7.85	11.88	7.31	6.89	3.81
MSCI World IMI Index-NET	5.02	8.24	24.69	11.64	18.02	12.45	12.25	9.16

Index Risk and Return Characteristics

EUR RETURNS (%) (May 29, 2026)

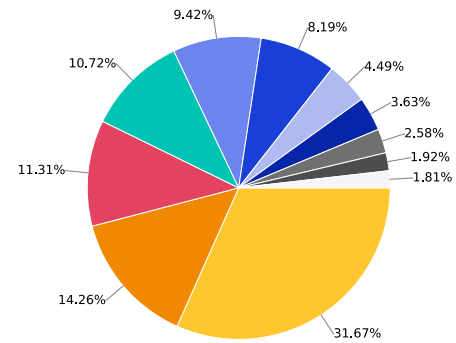
INDEX	ANNUALIZED STANDARD DEVIATION			
	3 Years	5 Years	10 Years	Since Sep 28, 2007
MSCI World Selection 5% Decrement (EUR)	12.52	14.00	13.56	13.76
MSCI World IMI Index-NET	11.84	13.51	13.72	13.96

The MSCI World Selection 5% Decrement (EUR) Index was launched on Mar 22, 2022. Data prior to the launch date is back-tested (i.e. calculations of how the index might have performed over that time period had the index existed). There are frequently material differences between back-tested performance and actual results. Past performance – whether actual or back-tested – is no indication or guarantee of future performance.

Top 10 Constituents

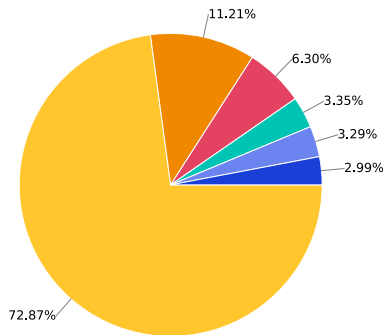
Security Name	Sector	Index Wt. (%)
NVIDIA	Info Tech	10.95
MICROSOFT CORP	Info Tech	6.79
ALPHABET A	Comm Svcs	4.73
ALPHABET C	Comm Svcs	3.91
TESLA	Cons Discr	2.63
LILLY (ELI) & COMPANY	Health Care	1.90
ADVANCED MICRO DEVICES	Info Tech	1.79
ASML HLDG	Info Tech	1.34
VISAA	Financials	1.17
JOHNSON & JOHNSON	Health Care	1.16
Total		36.37

Sector Weights



- Information Technology 31.67%
- Financials 14.26%
- Communication Services 11.31%
- Industrials 10.72%
- Health Care 9.42%
- Consumer Discretionary 8.19%
- Consumer Staples 4.49%
- Materials 3.63%
- Energy 2.58%
- Real Estate 1.92%
- Utilities 1.81%

Country Weights



- United States 72.87%
- Japan 6.30%
- Canada 3.35%
- United Kingdom 3.29%
- France 2.99%
- Other 11.21%

ABOUT MSCI

MSCI (NYSE: MSCI Inc.) strengthens global markets by connecting participants across the financial ecosystem with a common language. Our research-based data, analytics and indexes, supported by advanced technology, set standards for global investors and help our clients understand risks and opportunities so they can make better decisions and unlock innovation. We serve asset managers and owners, private-market sponsors and investors, hedge funds, wealth managers, banks, insurers and corporates.

The data, data feeds, databases, reports, text, graphs, charts, images, videos, recordings, models, metrics, analytics, indexes, assessments, ratings, scores, software, websites, products, services and other information delivered in connection with this notice (the "Information"): (a) are proprietary information of MSCI and its suppliers, (b) may not be used for commercial purposes without prior written permission from MSCI Inc. or its affiliates ("MSCI"), and (c) are not investment advice and must not be relied on as such. The information and its use are further subject to the disclaimer at <https://www.msci.com/legal/notice-and-disclaimer>. As detailed therein, MSCI AND ITS SUPPLIERS MAKE NO EXPRESS OR IMPLIED WARRANTIES OF MERCHANTABILITY, FITNESS FOR A PARTICULAR PURPOSE OR OTHERWISE WITH RESPECT TO THE INFORMATION HEREIN AND DISCLAIM ALL LIABILITY TO THE MAXIMUM EXTENT PERMITTED BY LAW. For information about how MSCI collects and uses personal data, refer to <https://www.msci.com/privacy-pledge>