

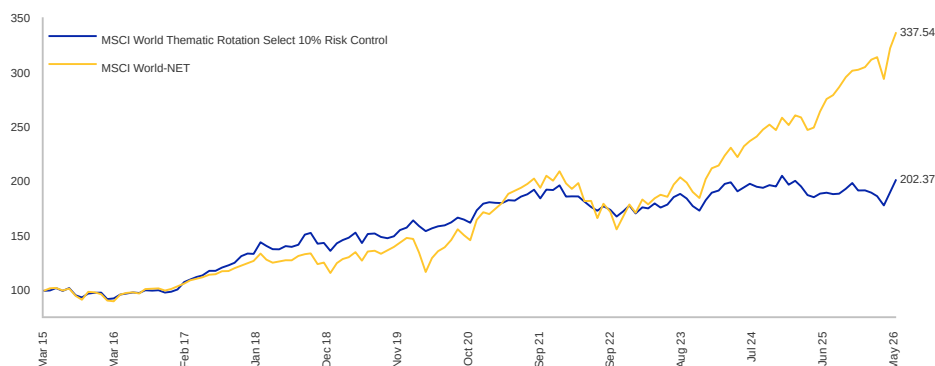
MSCI World Thematic Rotation Select 10% Risk Control Index

The MSCI World Thematic Rotation Select 10% Risk Control Index aims to represent the performance of the MSCI World Thematic Rotation Select Index while targeting an annualized volatility of 10%.

For a complete description of the index methodology, please see [Index methodology - MSCI](#).

Cumulative index performance

USD RETURNS Mar 2015 - May 2026



Annual Performance (%)

Year	MSCI World Thematic Rotation Select 10% Risk Control	MSCI World-NET
2025	-2.64	21.09
2024	3.86	18.67
2023	11.12	23.79
2022	-13.09	-18.14
2021	9.34	21.82
2020	13.89	15.90
2019	15.62	27.67
2018	2.08	-8.71
2017	32.27	22.40
2016	2.96	7.51

Index Performance

USD RETURNS (%) (May 29, 2026)

INDEX	1 Month	3 Months	1 Year	Year to Date	ANNUALIZED RETURNS			
					3 Years	5 Years	10 Years	Since Mar 31, 2015
MSCI World Thematic Rotation Select 10% Risk Control	5.97	8.26	6.89	5.24	4.13	2.04	7.46	6.51
MSCI World-NET	4.55	7.28	27.49	10.49	21.89	11.96	13.09	11.51

Index Risk and Return Characteristics

USD RETURNS (%) (May 29, 2026)

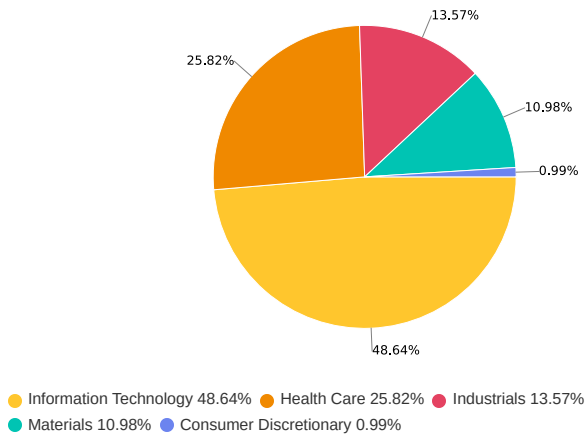
INDEX	ANNUALIZED STANDARD DEVIATION			
	3 Years	5 Years	10 Years	Since Mar 31, 2015
MSCI World Thematic Rotation Select 10% Risk Control	10.60	10.16	10.21	10.28
MSCI World-NET	12.66	15.19	14.89	14.83

The MSCI World Thematic Rotation Select 10% Risk Control Index was launched on Mar 13, 2023. Data prior to the launch date is back-tested (i.e. calculations of how the index might have performed over that time period had the index existed). There are frequently material differences between back-tested performance and actual results. Past performance – whether actual or back-tested – is no indication or guarantee of future performance.

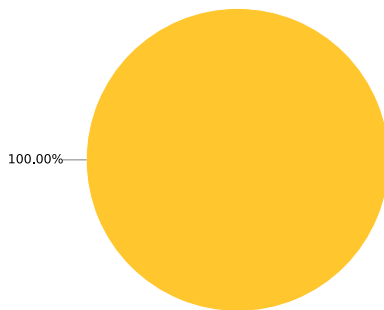
Top 10 Constituents

Security Name	Sector	Index Wt. (%)
PALO ALTO NETWORKS	Info Tech	4.40
FORTINET	Info Tech	3.45
ADVANCED MICRO DEVICES	Info Tech	3.38
CROWDSTRIKE HLDGS A	Info Tech	3.21
INTEL CORP	Info Tech	3.21
PACKAGING CORP OF AMER	Materials	3.08
WASTE MANAGEMENT	Industrials	2.92
CISCO SYSTEMS	Info Tech	2.78
REPUBLIC SERVICES	Industrials	2.75
INTERNATIONAL PAPER	Materials	2.47
Total		31.66

Sector Weights



Country Weights



● United States 100.00%

Top Thematics ranked by MKT MediaStats

- MSCI ACWI IMI Plastic Transition
- MSCI ACWI IMI Genomic Innovation
- MSCI ACWI IMI Cybersecurity
- MSCI ACWI IMI Robotics

ABOUT MSCI

MSCI (NYSE: MSCI Inc.) strengthens global markets by connecting participants across the financial ecosystem with a common language. Our research-based data, analytics and indexes, supported by advanced technology, set standards for global investors and help our clients understand risks and opportunities so they can make better decisions and unlock innovation. We serve asset managers and owners, private-market sponsors and investors, hedge funds, wealth managers, banks, insurers and corporates.

The data, data feeds, databases, reports, text, graphs, charts, images, videos, recordings, models, metrics, analytics, indexes, assessments, ratings, scores, software, websites, products, services and other information delivered in connection with this notice (the "Information"): (a) are proprietary information of MSCI and its suppliers, (b) may not be used for commercial purposes without prior written permission from MSCI Inc. or its affiliates ("MSCI"), and (c) are not investment advice and must not be relied on as such. The information and its use are further subject to the disclaimer at <https://www.msci.com/legal/notice-and-disclaimer>. As detailed therein, MSCI AND ITS SUPPLIERS MAKE NO EXPRESS OR IMPLIED WARRANTIES OF MERCHANTABILITY, FITNESS FOR A PARTICULAR PURPOSE OR OTHERWISE WITH RESPECT TO THE INFORMATION HEREIN AND DISCLAIM ALL LIABILITY TO THE MAXIMUM EXTENT PERMITTED BY LAW. For information about how MSCI collects and uses personal data, refer to <https://www.msci.com/privacy-pledge>