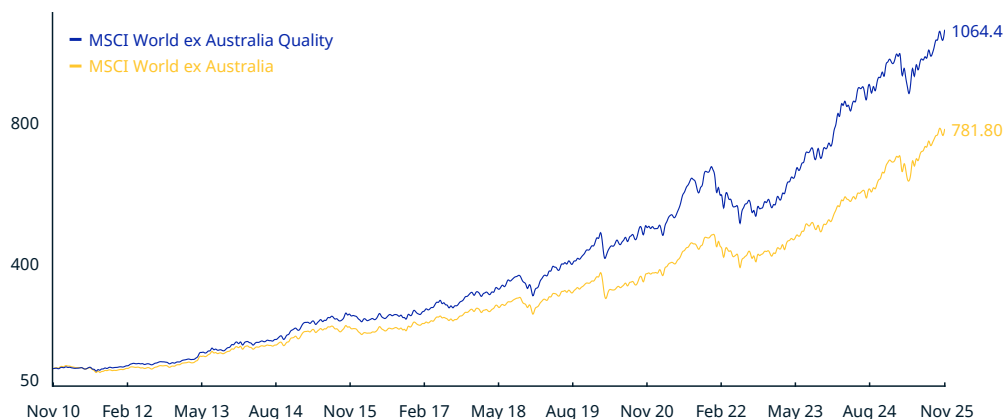


MSCI World ex Australia Quality Index (AUD)

The **MSCI World ex Australia Quality Index** is based on MSCI World ex Australia, its parent index, which includes large and mid cap stocks across 22 Developed Market (DM) countries*. The index aims to capture the performance of quality growth stocks by identifying stocks with high quality scores based on three main fundamental variables: high return on equity (ROE), stable year-over-year earnings growth and low financial leverage. The MSCI Quality Indexes complement existing MSCI Factor Indexes and can provide an effective diversification role in a portfolio of factor strategies.

For a complete description of the index methodology, please see [Index methodology - MSCI](#).

CUMULATIVE INDEX PERFORMANCE – GROSS RETURNS (AUD) (NOV 2010 – NOV 2025)



ANNUAL PERFORMANCE (%)

Year	MSCI World ex Australia Quality	MSCI World ex Australia
2024	31.39	31.77
2023	32.13	23.87
2022	-16.60	-12.08
2021	34.36	30.15
2020	12.11	6.28
2019	36.76	28.72
2018	5.12	2.09
2017	17.44	14.01
2016	6.08	8.57
2015	17.21	12.43
2014	19.80	15.64
2013	49.91	48.85
2012	13.69	14.86
2011	5.27	-4.80

INDEX PERFORMANCE – GROSS RETURNS (%) (NOV 28, 2025)

	1 Mo	3 Mo	1 Yr	YTD	ANNUALIZED				Div Yld (%)	P/E	P/E Fwd	P/BV
					3 Yr	5 Yr	10 Yr	Since Nov 30, 1994				
MSCI World ex Australia Quality	1.27	6.82	12.08	9.91	21.69	16.19	15.46	12.60	1.26	25.61	22.94	8.50
MSCI World ex Australia	0.20	5.64	16.98	14.01	20.72	16.21	13.66	9.50	1.55	24.31	20.28	3.96

FUNDAMENTALS (NOV 28, 2025)

INDEX RISK AND RETURN CHARACTERISTICS (NOV 30, 1994 – NOV 28, 2025)

	Beta	Tracking Error (%)	Turnover (%) ¹	ANNUALIZED STD DEV (%) ²			MAXIMUM DRAWDOWN	
				3 Yr	5 Yr	10 Yr	(%)	Period YYYY-MM-DD
MSCI World ex Australia Quality	0.96	4.54	18.19	10.86	12.78	11.97	47.52	2000-11-02–2003-03-10
MSCI World ex Australia	1.00	0.00	2.34	9.77	10.86	10.99	51.21	2000-10-31–2003-03-10

¹ Last 12 months

² Based on monthly gross returns data

MSCI World ex Australia Quality Index (AUD)

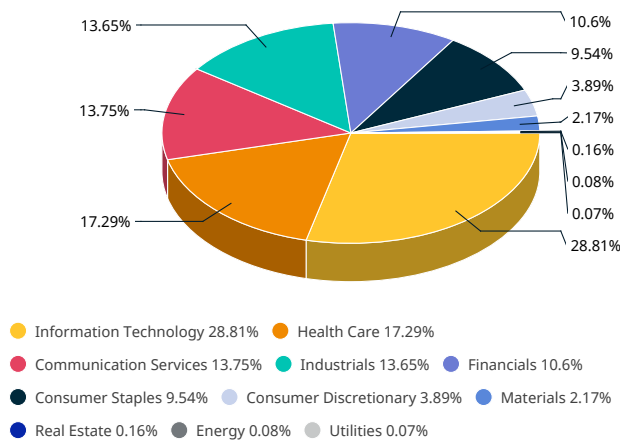
INDEX CHARACTERISTICS

	MSCI World ex Australia Quality	MSCI World ex Australia
Number of Constituents	300	1,275
Weight (%)		
Largest	5.30	5.31
Smallest	0.01	0.00
Average	0.33	0.08
Median	0.10	0.03

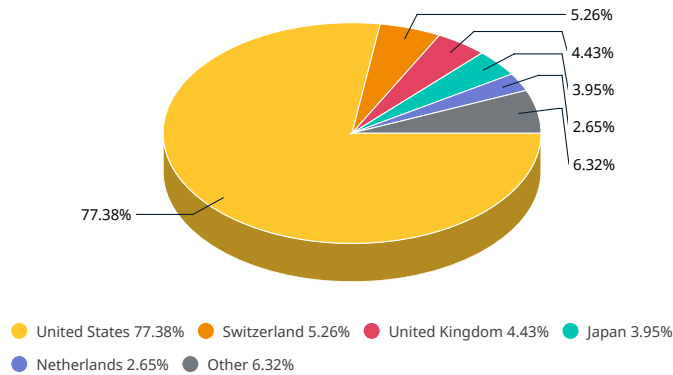
TOP 10 CONSTITUENTS

	Country	Index Wt. (%)	Parent Index Wt. (%)	Sector
META PLATFORMS A	US	5.30	1.73	Comm Svcs
APPLE	US	5.08	5.11	Info Tech
MICROSOFT CORP	US	4.79	4.29	Info Tech
NVIDIA	US	4.55	5.31	Info Tech
LILLY (ELI) & COMPANY	US	3.53	1.07	Health Care
VISA A	US	3.06	0.70	Financials
ALPHABET A	US	3.02	2.30	Comm Svcs
ALPHABET C	US	2.54	1.93	Comm Svcs
ASML HLDG	NL	2.11	0.50	Info Tech
NETFLIX	US	2.03	0.56	Comm Svcs
Total		36.01	23.50	

SECTOR WEIGHTS



COUNTRY WEIGHTS



* Developed Market countries include: Austria, Belgium, Canada, Denmark, Finland, France, Germany, Hong Kong, Ireland, Israel, Italy, Japan, Netherlands, New Zealand, Norway, Portugal, Singapore, Spain, Sweden, Switzerland, the UK and the US.

ABOUT MSCI

MSCI (NYSE: MSCI Inc.) strengthens global markets by connecting participants across the financial ecosystem with a common language. Our research-based data, analytics and indexes, supported by advanced technology, set standards for global investors and help our clients understand risks and opportunities so they can make better decisions and unlock innovation. We serve asset managers and owners, private-market sponsors and investors, hedge funds, wealth managers, banks, insurers and corporates. To learn more, please visit www.msci.com.

The data, data feeds, databases, reports, text, graphs, charts, images, videos, recordings, models, metrics, analytics, indexes, assessments, ratings, scores, software, websites, products, services and other information delivered in connection with this notice (the "Information"): (a) are proprietary information of MSCI and its suppliers, (b) may not be used for commercial purposes without prior written permission from MSCI Inc. or its affiliates ("MSCI"), and (c) are not investment advice and must not be relied on as such. The Information and its use are further subject to the disclaimer at <https://www.msci.com/legal/notice-and-disclaimer>. As detailed therein, MSCI AND ITS SUPPLIERS MAKE NO EXPRESS OR IMPLIED WARRANTIES OF MERCHANTABILITY, FITNESS FOR A PARTICULAR PURPOSE OR OTHERWISE WITH RESPECT TO THE INFORMATION HEREIN AND DISCLAIM ALL LIABILITY TO THE MAXIMUM EXTENT PERMITTED BY LAW. For information about how MSCI collects and uses personal data, refer to <https://www.msci.com/privacy-pledge>.

© 2025 MSCI Inc. All rights reserved.

